



Fine Repair Mortar 1-5 mm.

Product Description

Cement-based, polymer-doped, high performance, fine repair and leveling mortar for gross concretes.

Areas of Use

- It is used as a concrete repair and leveling mortar on the interior and exterior facades, walls and ceilings of all structures.
- It is also used as repair plaster on surfaces before granite and ceramic application.

Application Surfaces

Indoor and outdoor;

- Cement based plasters,
- Gross concrete,
- Consult for all other application surfaces.

Advantages

- It has high resistance against water, frost and bad weather conditions.
- It increases adherence on concrete and plastered surfaces.
- It offers smooth and easy application in large areas.
- It allows convenient use on vertical surfaces.

Preparation of the Surface

- The surface must be clean, firm and moist, absolutely free of mold oils.
- Before application, the surface must be moistened and saturated with water in very hot and windy weather.

Preparation of Mortar

- 25 An average of 5.5-6.5 lt of clean water should be added to the kg bag of Newkim Thin Repair Mortar.
- The mortar should be mixed with a trowel or



a low-speed hand mixer until it becomes homogeneous.

- The mixture should be left for 2 minutes before the application and should be mixed and applied again.
- Newkim Thin Repair Mortar should be applied with the help of a steel trowel to the whole surface in equal thickness.

Application Details

- Water should not be added to the hardening mortar.
- If more than one layer is to be applied, 6 hours between layers should be waited and the surface should be moistened before the application of the next layer.
- The total thickness should not exceed 10 mm. Surface smoothness should be provided by plastic trowel or damp sponge.
- After application, the surface should be moistened for 2-3 days.

Application Requirements

- The surface and ambient temperature should be between +5°C and +35°C.
- Avoid application under strong wind or sun.
- It should not be applied on surfaces that are in danger of frost within 24 hours.

Application Tools

Hand mixer, steel trowel, polishing trowel, steel wire brush.


Warnings and Recommendations


- The specified periods are valid at 23 °C surface and ambient temperature, time is prolonged at low temperature, time is shortened at high temperature.
- Previously prepared slightly hardened materials should not be included in the new mixture.


Technical Information

Technical Information is relative to 55% (± 5 °C) relative humidity environment at 23 °C (± 2 °C).

View	White, and Grey Powder
Time To Use	2 hours
Water Mixture Ratio	5.5-6.5 lt. water / 25 kg. Powder
Layer Thickness to be Applied (at once)	Maximum 5 mm
Application Thickness	1-10 mm.
Waiting Between Layers	min. 6 hours
Compressive Strength	>15 N/mm ² (28 days later)
Bending Strength	>3 N/mm ² (28 days later)
Adhesion Strength	>1 N/mm ² (28 days later)

 **Consumption**
4-5 kg / m² depending
on the surface

 **Packaging**
25 kg. Kraft Bag

 **Shelf Life**
1 year from the date of production
in drought and dry environments

 **Color**
White
Gray